

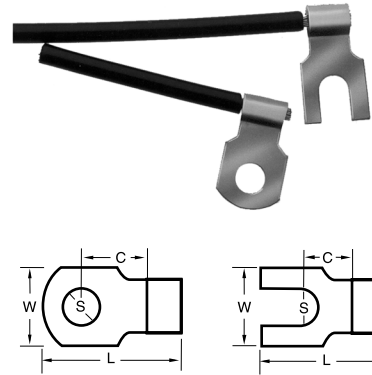
FEATURES AND SPECIFICATIONS

The barrel of the flag terminal is at right angles to the tongue, rather than being "in line". Therefore, a flag terminal fits on its wire like a flag on a flagpole.

Material: Copper

Wire Range AWG/mm ²	Stud Size S	Max. Width W	Min. Clearance C	Krimptite® Ring			Krimptite® Spade	
				Order No.	Mylar Tape Order No.	Length L	Order No.	Length L
22-16 (0.3-1.2)	5-6 (3-3.5)	.380 (9.7)	.295 (7.5)	19041-0001	19041-0002	.635 (16.1)		
	8(4)	.380 (9.7)	.295 (7.5)	19041-0003	19041-0004	.635 (16.1)		
	10(-)	.380 (9.7)	.295 (7.5)	19041-0005		.635 (16.1)		
16-14 (1.2-2.0)	5-6 (3-3.5)	.380 (9.7)	.295 (7.5)	19041-0007		.666 (16.9)		
	8(4)	.380 (9.7)	.295 (7.5)	19041-0009		.666 (16.9)	19042-0006	.666 (16.9)
	10(-)	.380 (9.7)	.295 (7.5)	19041-0012		.666 (16.9)	19042-0008	.666 (16.9)
12-10 (3.0-6.0)	8(4)	.380 (9.7)	.295 (7.5)	19041-0014		.725 (18.4)		
	10(-)	.380 (9.7)	.295 (7.5)	19041-0015		.725 (18.4)	19042-0013	.718 (18.2)

molex® Flag Terminals - Ring and Spade



Now you can tap the hot side of flat automotive fuseblocks to add an additional circuit quickly and easily. Radios and other add-on accessories can be connected with little trouble or expense. Simply slip the bent end of the Fuse Tap Adapter over one leg (Fig. 1) of an ATC fuse and insert the fuse into the hot side of the fuseblock. After insertion, the male tab will protrude from the fuseblock (Fig. 2). To tap into the block for a new circuit, simply slip a crimped fully insulated .250 female quick disconnect onto the tab (Fig. 3).

Fuse Tap Adapter and Mini Fuse Tap Adapter

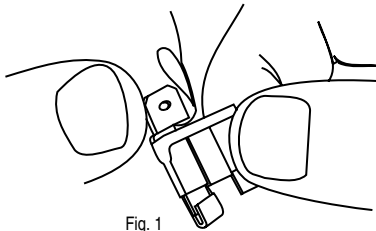


Fig. 1

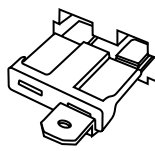


Fig. 2

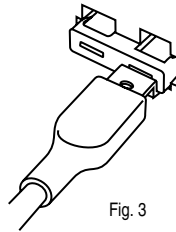
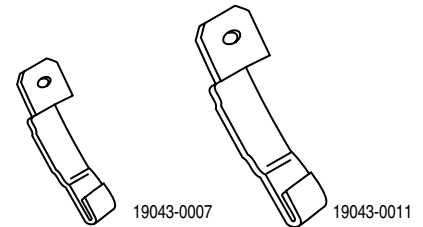
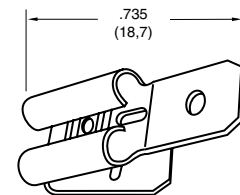
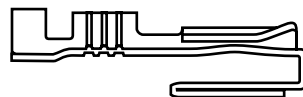
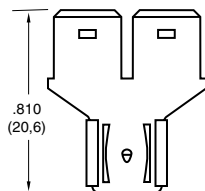


Fig. 3



Description	Order No.
Fuse Tap Adapter	19043-0011
Mini-Fuse Tap Adapter	19043-0007

Tab Adapters



Tab Size	Unplated Order No.	Plated Order No.
.250 x .032	19043-0001	19043-0020
.187 x .020	19043-0009	

Tab Size	Wire Range	Order No.
.250 x .032	22-16 AWG	19043-0002
.250 x .032	18-12 AWG	19043-0012

Tab Size	Order No.
.250 x .032	19043-0010

Make two tabs from one when an add-on circuit is needed
Material: .032 Brass

For Power Block 1/4" tab. Bent back is for extra connection.

Two male blade angles: 10° bend-up; 120° bend-back; 1/4" blade width converts one Power Block 1/4" tab to two tabs.